

WHELEN®

EDGE® LFL LIBERTY™ Linear-LED® LIGHTBARS



All Whelen Products
are proudly made
in the U.S.A.



Form# LIB0506

WHELEN®

EDGE® LFL LIBERTY™

We put together the latest Linear-LED® technology, all the super performance, high reliability features needed to give you maximum, heads-up warning in an extreme low "Stealth Look" profile lightbar that's almost undetectable on the highways, until you turn it on and . . . want to be seen. Featuring all Linear-LED reflector technology in a warning package that rivals strobes impact, but provides heavy-duty, long life operation with unbeatable low, low current draw. All LFL Liberty lightbars have Edge® performance and reliability, made for the rough treatment and long hours that your job demands. From the extruded aluminum chassis on up, every component is designed and field-tested for performance under just those conditions. Now available in the SX model with extended LED corner modules and bright MR11 Alley Light.



Edge LFL Liberty SX Series Lightbars

LFL LIBERTY FEATURES

- Choose a basic four extended corner Linear Super-LED model then add pairs of Linear-LED modules (up to 12 modules), for a total of 16 Linear-LED modules. This can be done anytime at the distributor or end user level.
- Build your lightbar in any color combination with take-downs and LED modules in any position you want.
- Sleek, aerodynamic design with state-of-the-art optics built on an extruded aluminum chassis providing optimum shock protection, superb strength and stability without warping or sagging.
- Slightly wider footprint provides greater stability & weight distribution on thinner roof construction of today's vehicles.
- Take-down and alley lights are available in 500 Series halogen or MR11 style. A center mounted dual MR11 take-down light is available with either a 500 Series Linear-LED or clear strobe for an additional warning light.
- Each Super-LED lighthouse is driven by an all electronic module that provides proper input power and choice of flash patterns. You are assured of equal light intensity from each lighthouse through a voltage range of 10-16 VDC.
- Scan-Lock™ allows you to scan through multiple flash patterns and lock in the desired pattern. Every pair of lights can have its own unique pattern.
- Optional five or six lamp Super-LED Traffic Advisor™ with ultra high intensity Linear-LED modules.
- Optional four LED cruise lights and Linear Super-LED direction inboard warning lights.
- Clear outer lenses are standard, optional color lenses are available.
- All Super-LED modules feature new wide-angle design for increased performance.
- Low "LC" Current switching operation using a small diameter external cable harness for operation with standard, low current switch controls or micro switches.
- Pre-wired with 15' passenger side cable exit. Optional driver side cable exit available.
- Three standard lengths: 44" (43-1/8", 109cm), 48" (48-1/2", 123cm) and 54" (53-7/8", 137cm).
- Also the Mini LFL Liberty LT2 Series, a 22" (558mm) mini-lightbar, is available.
- Height: 2-1/2" (64mm); Width: 12" (304mm).
- 5 year HDP warranty on LEDs and LED Power Supplies.
- All models exceed SAE requirements.

SCANLOCK™


(PATENTED)

At any time easily scan through 21 flash patterns and lock in the one you want.

- CometFlash® 150 - Alternating
- CometFlash 150 - Simultaneous
- CometFlash 150 - California
- DoubleFlash 240 - Alternating
- DoubleFlash 240 - Simultaneous
- DoubleFlash 120 - Alternating
- DoubleFlash 120 - Simultaneous
- SingleFlash 375 - Alternating
- SingleFlash 375 - Simultaneous
- SingleFlash 150 - Alternating
- SingleFlash 150 - Simultaneous
- SingleFlash 75 - Alternating
- SingleFlash 75 - Simultaneous
- SignalAlert™ 150 - Alternating
- SignalAlert 150 - Simultaneous
- ActionFlash™ - Alternating
- ActionFlash - Alt. / Sim.
- ActionFlash - Simultaneous
- ModuFlash™ - Alternating
- ModuFlash - Simultaneous
- ActionScan



SERIES LIGHTBARS



Liberty SX provides added light coverage to critical 90° angles, shown with optional MR11 alley light.



Actual height of LFL Liberty lightbar



All LFL Liberty Lightbars Offer Modular Design.

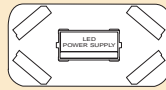
1) All inboard lighthouse modules are same size and can be placed anywhere in the lightbar. 2) End modules slide in channels of the extruded aluminum housing. 3) Extended end modules and MR11 alley lights are easy accessible 4) Lighthead modules snap-in for a tight secure fit. 5) Mate-N-Lok® connectors snap together for easy lighthead replacement or additions.



MINI LFL FEATURES

Mini LFL Liberty LT2 Series Lightbars

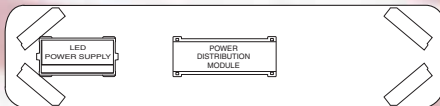
- Four Linear Super-LED Modules and LED power supply.
- Available in magnetic or permanent mount.
- Optional halogen take-down, single LED flasher and/or two halogen alley lights available on permanent mount.
- Size: 2-1/2" (64mm) H x 12" (304mm) W x 22" (558mm) L.



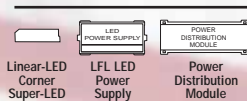
LT2 Series



Standard Lighthead Configurations



SX Series LEGEND



Proud to be an American! The LFL Liberty lightbar, like all Whelen products, is designed, manufactured and assembled in America.



To help you build your LFL Liberty Lightbar, Whelen "Lightbar Wizard" build-a-bar program is available on disk or on our Website at:

www.whelen.com

EDGE® LFL LIBERTY LIGHTBAR OPTIONS

All the options you need to customize your lightbar to your own needs. With LFL Liberty's modular design, you can add options now, and more at a later date.

✓ = Available
- = Not Available

	LFL LIBERTY Options	LIBERTY Mini Options	SX4****	SX8****	SX2****	LT2****P	Mini Models LT2****M
Linear-LED MODULES							
Choice of Linear-LED Direction Inboard Warning Light color modules (Standard)	SLD\$\$\$0	-	✓	✓	✓	✓	-
LFL LIBERTY OPTIONS							
One front facing halogen flashing take-down light	-	LTTD1	-	-	-	-	✓
Two halogen flashing alley lights	-	LTALY	-	-	-	-	✓
Two MR11 halogen flashing alley lights	SLAM1	-	✓	✓	✓	-	-
Two halogen flashing take-down lights	SLH2CC	-	✓	✓	✓	-	-
Two MR11 halogen flashing take-down lights	SLTDM1	-	✓	✓	✓	-	-
Criss/Cross flash pattern of end Linear-LED® LEDs	SLXXPAT	-	✓	✓	✓	-	-
Driver side cable exit, with 25' power & ground cable	SLDSCBL	-	✓	✓	✓	-	-
Inboard Super-LED® directional lightheads	SLD**	-	✓	✓	✓	-	-
Driver side cable exit, with 25' power & ground cable	SLDSCBL	-	✓	✓	✓	-	-
Two MR11 flashing take-downs & one remote strobe, center option only, power supply purchased separately	SLTM2S*	-	✓	✓	✓	-	-
Two MR11 flashing take-downs & one Linear-LED, amber, blue and/or red, center option only, clear outer lens	SLTM2M*	-	✓	✓	✓	-	-
Five module Super-LED® Traffic Advisor™, includes control head for 44" bars	SLTATR5	-	✓	✓	✓	-	-
Five Linear Super-LED Traffic Advisor, two wire control, no control head	SLTALN5L	-	✓	✓	✓	-	-
Six module Super-LED Traffic Advisor, includes control head for 48" & 54" bars	SLTATR6	-	✓	✓	✓	-	-
Six Linear Super-LED Traffic Advisor, two wire control, no control head	SLTALN6L	-	✓	✓	✓	-	-
Five Linear Super-LED split Traffic Advisor, two wire control, replace symbol § with number of split warning LED colors, order is red/blue/amber, 5 max. driver side warning lights alternates with pass. side warning lights, no individual control of rear inboard warning	SLW\$\$\$00	-	✓	✓	✓	-	-
Six Linear Super-LED split Traffic Advisor, two wire control, replace symbol § with number of split warning LED colors, order is red/blue/amber, 6 max. driver side warning lights alternates with pass. side warning lights, no individual control of rear inboard warning	SLX\$\$\$00	-	✓	✓	✓	-	-
Five Linear Super-LED Split Traffic Advisor, includes control head, replace symbol § with number of split warning LED colors, order is red/blue/amber, 5 max	SLY\$\$\$00	-	✓	✓	✓	-	-
Six Linear Super-LED split Traffic Advisor, includes control head, replace symbol § with number of split warning LED colors, order is red/blue/amber, 6 max	SLZ\$\$\$00	-	✓	✓	✓	-	-



SX Alley Light



Take-Down Light



Six Panel Linear-LED® Traffic Advisor



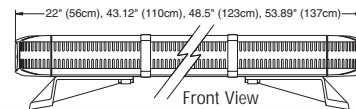
Six Panel Linear-LED® Split Lens Traffic Advisor



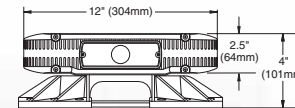
MR11 Alley Light & Extended Corner Module.



Lighted Sign



Front View



Side View

SXKT****, Upgrade Kit to convert SL into a SX series lightbar, with 4 extended corners, 4 Blue, Red and/or Amber
 SXAM1KT, MR11 alley lights kit, for use with SXKT**** Kit only, includes two MR11 alley lights and mounting bracket
 The selection of one option may preclude the selection of another option. See the latest Price List for complete listing and descriptions of Models & Options.

* Replace * in color code with lens color desired: A=Amber; B=Blue; C=Clear; G=Green; R=Red
 § Replace § symbol with number of colored LED lightheads required (maximum 12 modules).

Order of colors in Model Number are Red, Blue, Amber and White. Use X=12, Y=11 & Z=10.
 i.e. SLD2222 = 2 Red, 2 Blue, 2 Amber & 2 White, SLDOZ020 = 0 Red, 10 Blue, 0 Amber & 2 White.



All Whelen Products are proudly made in the U.S.A

WHELEN®

ENGINEERING COMPANY, INC.

Route 145, Winthrop Road, Chester, CT 06412
 860-526-9504 • Fax 860-526-4078
 www.whelen.com

Whelen Engineering reserves the right to upgrade and improve products without prior notice.
 NASCAR® is a registered trademark of the National Association for Stock Car Auto Racing, Inc.
 © 2006 Whelen Engineering Company, Inc. • Printed in U.S.A. • Code 11465B 052306